



**7<sup>th</sup> Annual  
Sexual Violence Prevention  
& Intervention Conference**



**Bryan A. Nix, Esq.**

Victims of Crime Compensation Program, Coordinator

<http://voc.nv.gov/>

**Las Vegas**

2200 South Rancho Drive,  
Suite 130  
Las Vegas, NV 89109  
702-486-2740

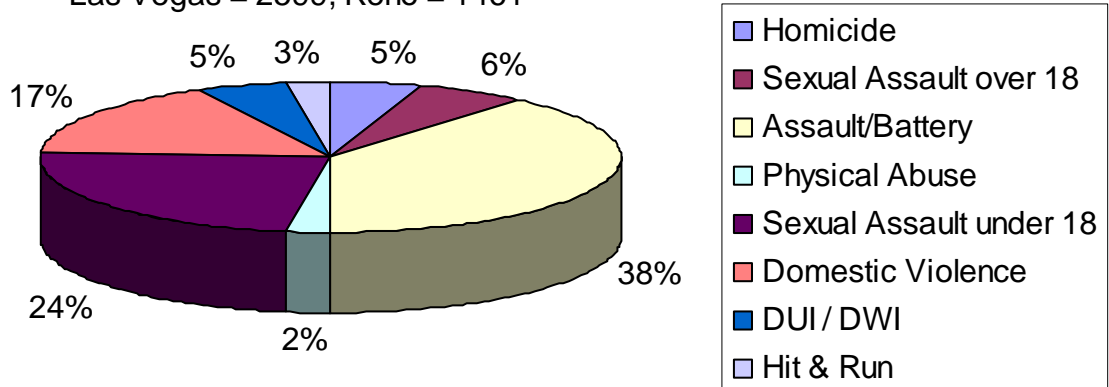
**Reno**

4600 Kietzke Lane  
Building I, Suite 205  
Reno, NV 89502  
775-687-2900

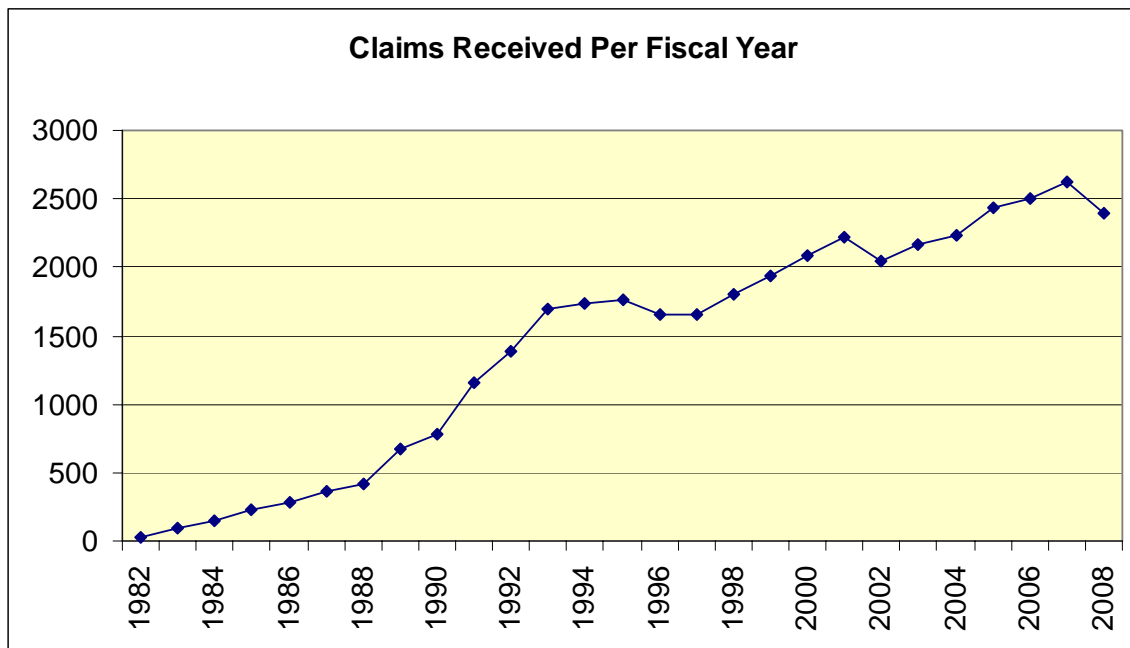


## 2008 Open Caseload Statewide, by Crime Type

Las Vegas = 2599, Reno = 1461



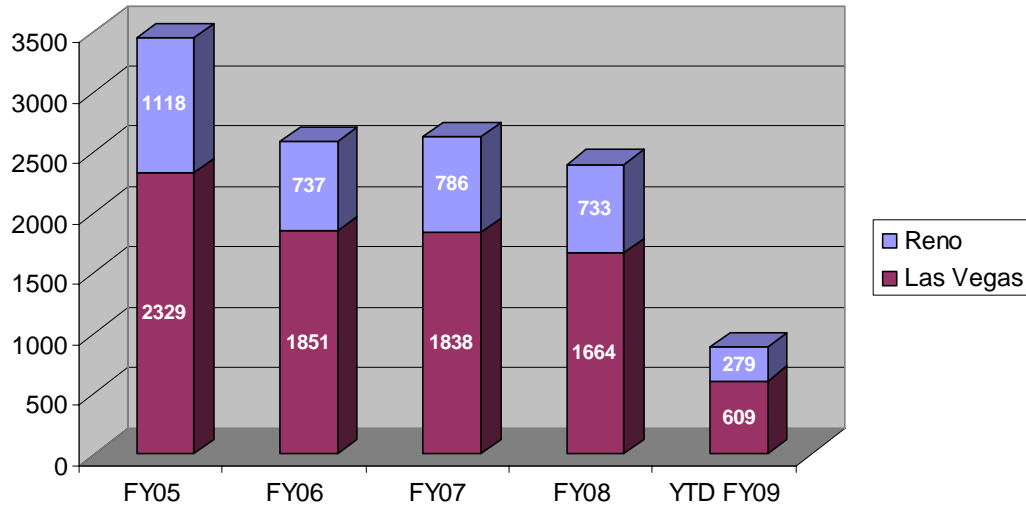
| Current Caseload        | Active      | Pending    | Totals      | %   |
|-------------------------|-------------|------------|-------------|-----|
| Homicide                | 190         | 12         | 202         | 5%  |
| Sexual Assault over 18  | 200         | 54         | 254         | 6%  |
| Assault/Battery         | 1374        | 203        | 1577        | 38% |
| Physical Abuse          | 79          | 14         | 93          | 2%  |
| Sexual Assault under 18 | 802         | 153        | 955         | 24% |
| Domestic Violence       | 604         | 72         | 676         | 17% |
| DUI / DWI               | 171         | 27         | 198         | 5%  |
| Hit & Run               | 86          | 19         | 105         | 3%  |
| <b>Totals</b>           | <b>3506</b> | <b>554</b> | <b>4060</b> |     |



# VICTIMS OF CRIME PROGRAM

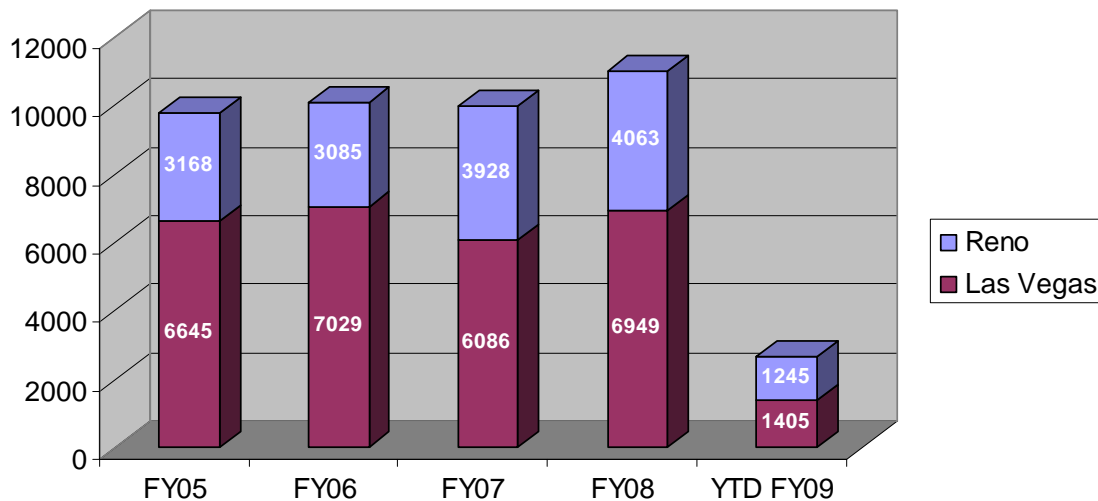


## Applications Assigned by Compensation Officer FY2005 – FY2009 Year To Date



| Applications Assigned | FY05        | FY06        | FY07        | FY08        | YTD FY09   |
|-----------------------|-------------|-------------|-------------|-------------|------------|
| Reno                  | 1118        | 737         | 786         | 733         | 279        |
| Las Vegas             | 2329        | 1851        | 1838        | 1664        | 609        |
| <b>Totals</b>         | <b>3447</b> | <b>2588</b> | <b>2621</b> | <b>2397</b> | <b>888</b> |

## Bills Approved by Compensation Officer FY2005 – FY2009 Year To Date

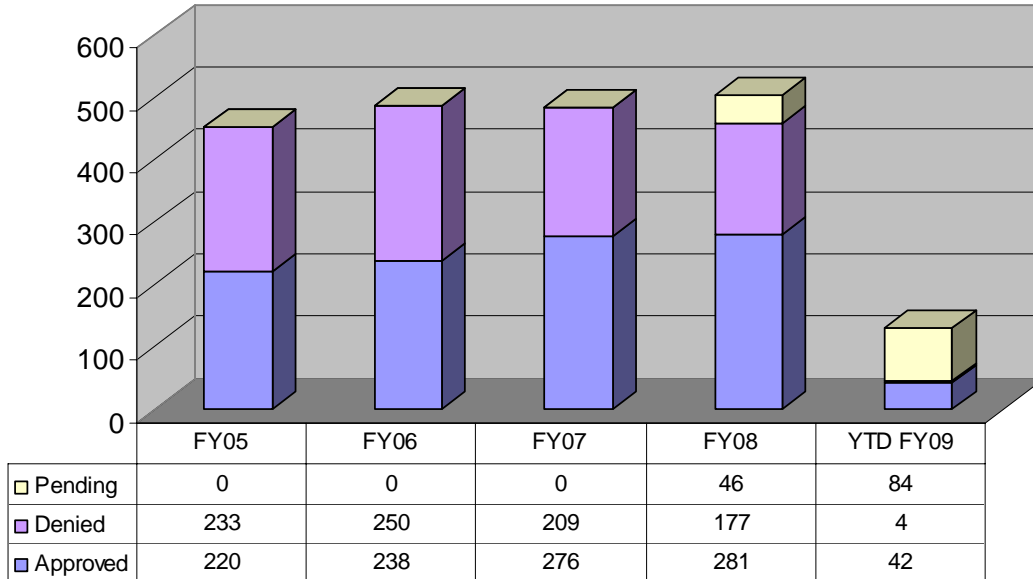


| Bills Approved | FY05        | FY06         | FY07         | FY08         | YTD FY09    |
|----------------|-------------|--------------|--------------|--------------|-------------|
| Reno           | 3168        | 3085         | 3928         | 4063         | 1129        |
| Las Vegas      | 6645        | 7029         | 6086         | 6949         | 1215        |
| <b>Totals</b>  | <b>9813</b> | <b>10114</b> | <b>10014</b> | <b>11012</b> | <b>2344</b> |

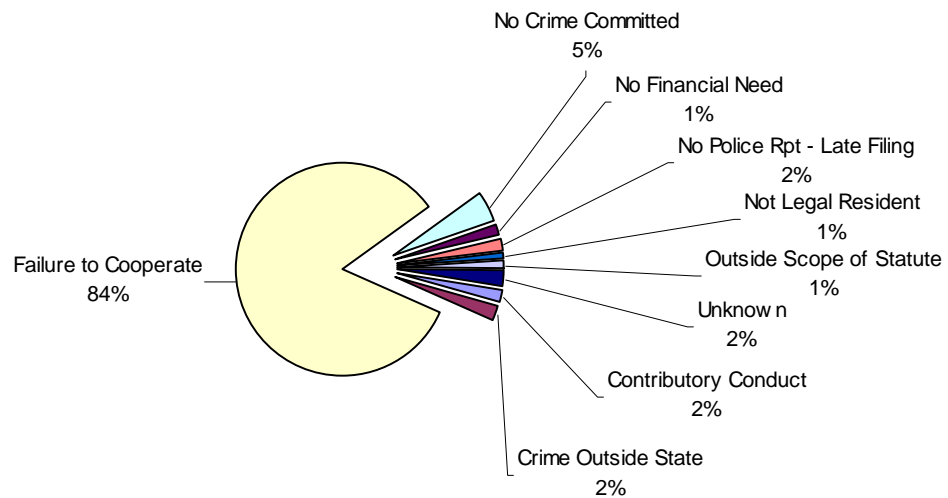


## Sexual Assault Claims FY2005 – FY2009 Year To Date

Sexual Assault Claims Filed by Fiscal Year



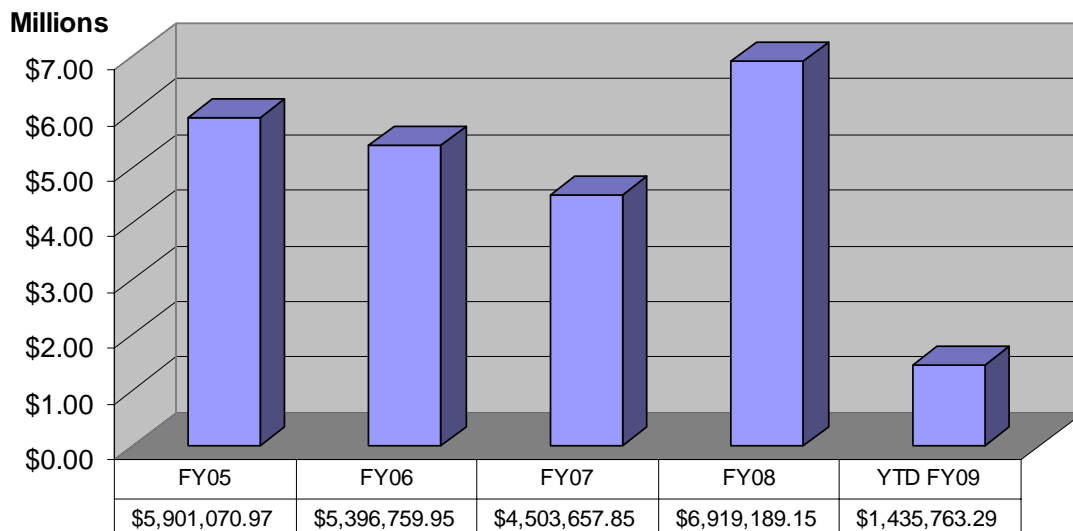
## Sexual Assault Claims Denied by Reason





## Dollar Amount Paid FY2005 – FY2009 Year To Date

Amount Paid on All Claims by Fiscal Year



Amount Paid on Sexual Assault Claims by Fiscal Year

