



**7th Annual
Sexual Violence Prevention
& Intervention Conference**



Bryan A. Nix, Esq.

Victims of Crime Compensation Program, Coordinator

<http://voc.nv.gov/>

Las Vegas

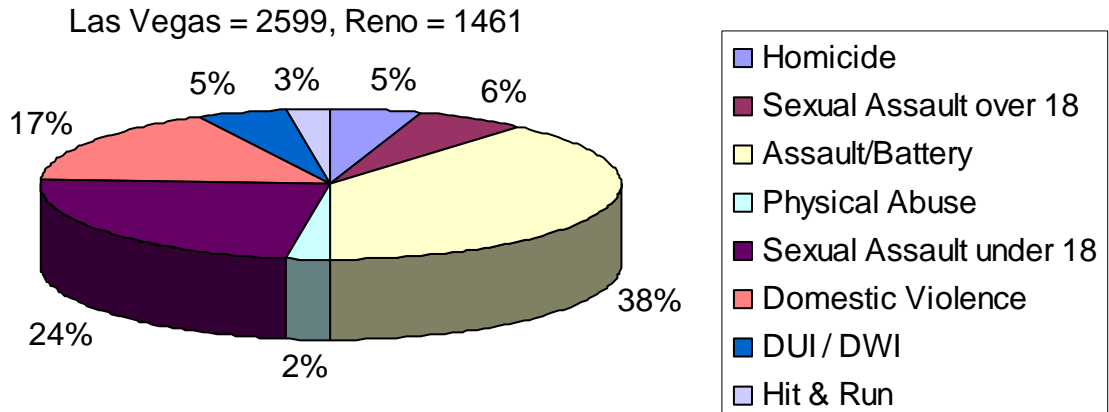
2200 South Rancho Drive,
Suite 130
Las Vegas, NV 89109
702-486-2740

Reno

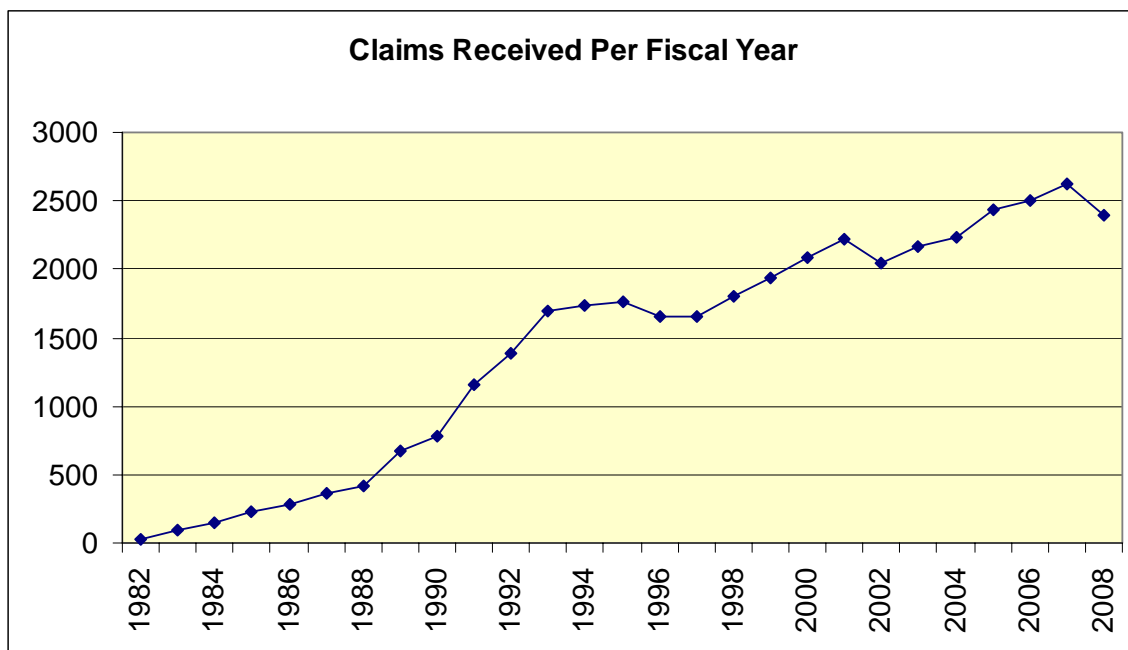
4600 Kietzke Lane
Building I, Suite 205
Reno, NV 89502
775-687-2900



2008 Open Caseload Statewide, by Crime Type



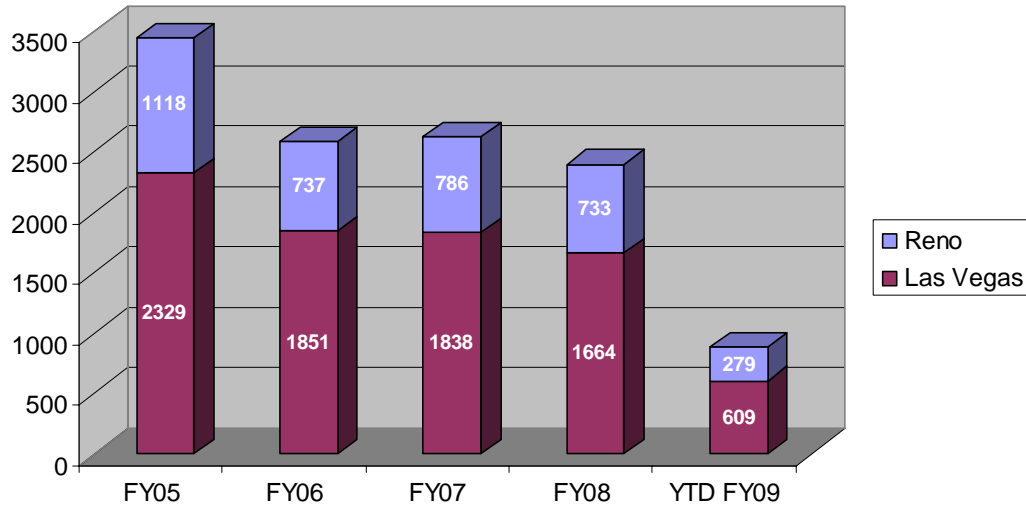
Current Caseload	Active	Pending	Totals	%
Homicide	190	12	202	5%
Sexual Assault over 18	200	54	254	6%
Assault/Battery	1374	203	1577	38%
Physical Abuse	79	14	93	2%
Sexual Assault under 18	802	153	955	24%
Domestic Violence	604	72	676	17%
DUI / DWI	171	27	198	5%
Hit & Run	86	19	105	3%
Totals	3506	554	4060	



VICTIMS OF CRIME PROGRAM

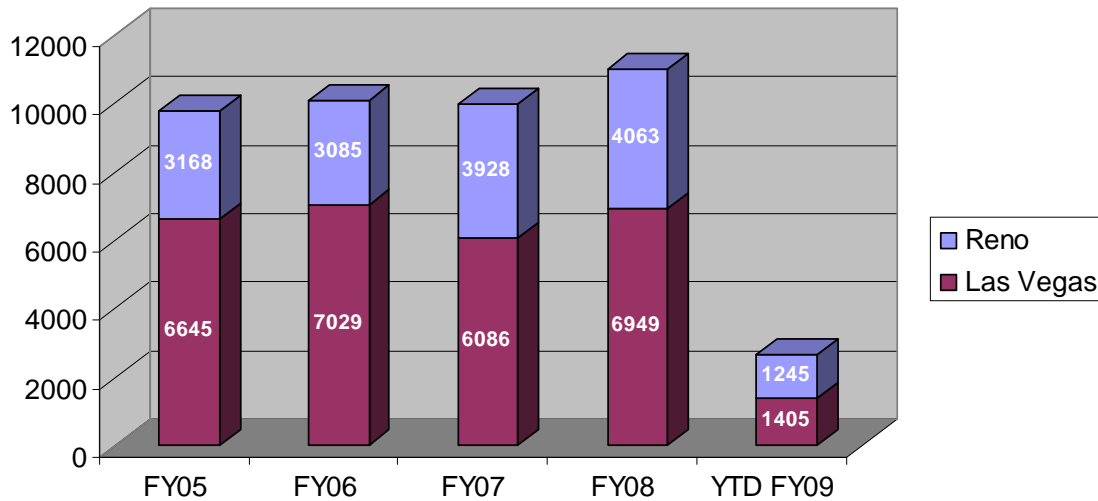


Applications Assigned by Compensation Officer FY2005 – FY2009 Year To Date



Applications Assigned	FY05	FY06	FY07	FY08	YTD FY09
Reno	1118	737	786	733	279
Las Vegas	2329	1851	1838	1664	609
Totals	3447	2588	2621	2397	888

Bills Approved by Compensation Officer FY2005 – FY2009 Year To Date

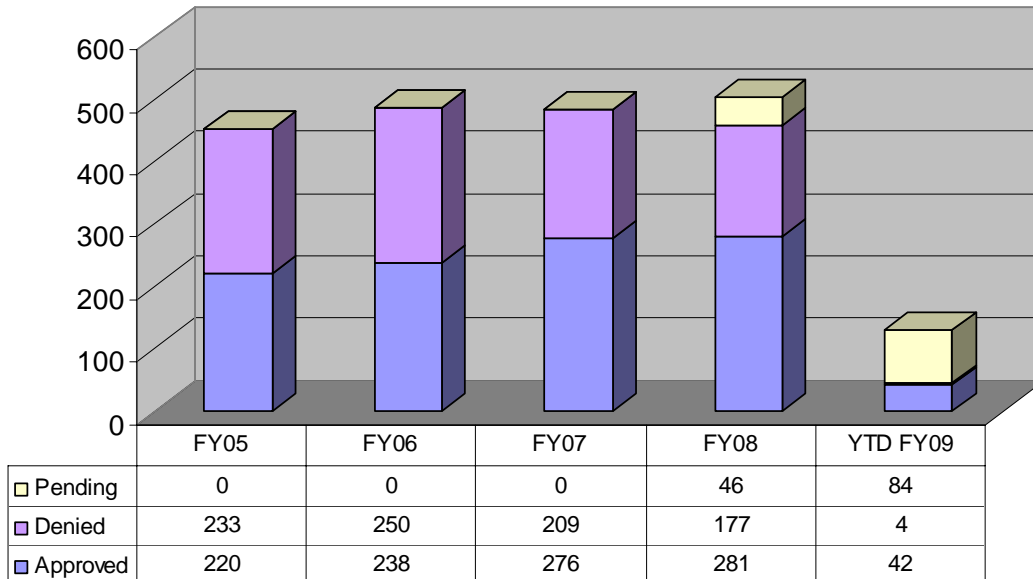


Bills Approved	FY05	FY06	FY07	FY08	YTD FY09
Reno	3168	3085	3928	4063	1129
Las Vegas	6645	7029	6086	6949	1215
Totals	9813	10114	10014	11012	2344

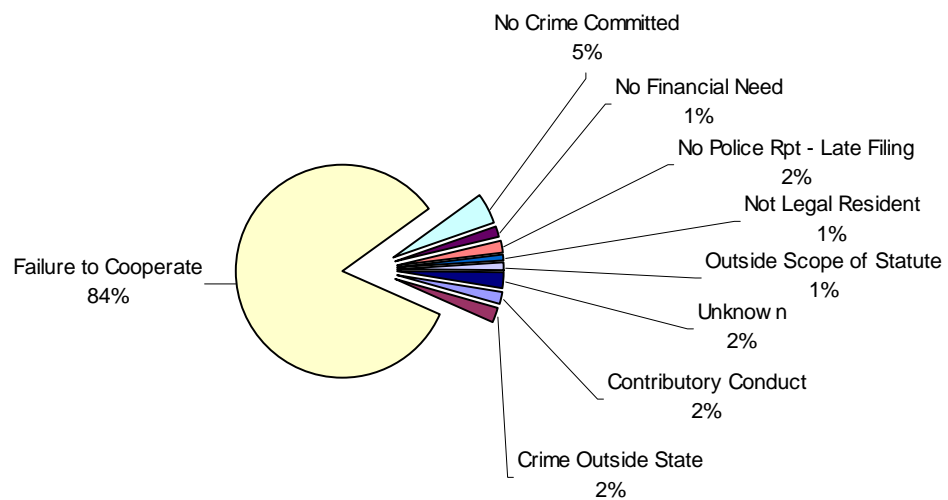


Sexual Assault Claims FY2005 – FY2009 Year To Date

Sexual Assault Claims Filed by Fiscal Year



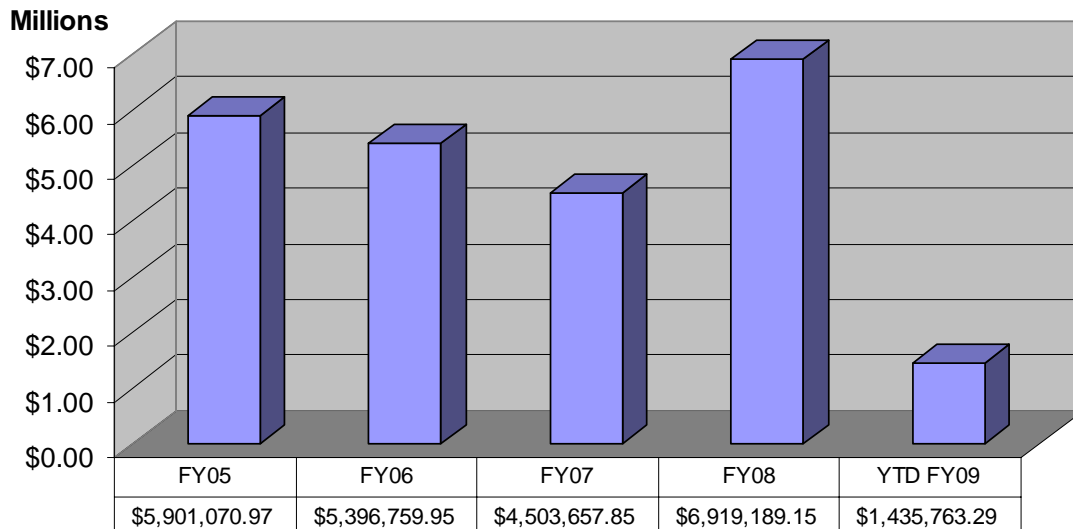
Sexual Assault Claims Denied by Reason





Dollar Amount Paid FY2005 – FY2009 Year To Date

Amount Paid on All Claims by Fiscal Year



Amount Paid on Sexual Assault Claims by Fiscal Year

